

WEST
PLAINS
IPM
UPDATE

News about
Integrated Pest
Management in
Hockley,
Cochran, and
Lamb Counties
from
Kerry Siders



Sept. 26, 2022

Vol. 27 – No. 18

COTTON HARVEST AID EDITION

In this issue I have pulled together items you may find useful in your cotton harvest aid decision making process. The next three pages (pages 2-4) are the 2022 Texas High Plains Cotton Harvest-Aid Guide from Drs. Maeda and Keeling. It can also be found at: <https://lubbock.tamu.edu/files/2022/08/2022-Texas-High-Plains-Cotton-Harvest-Aid-Guide-2.pdf>



On page 5 you will find results from a harvest trial at the Henry Weiler Farm at Arnett from 2021.

I did spray (9-22-2022) a trial at Justin Stracner Farm just ½ mile south of the Mallet Event Center on Hwy 385 and Grubstake Road, west side of road. The plots are marked with the treatments. I would give them at least till this coming weekend (10-2-2022) before a judged them. I think price will be the only thing which separates them out.

This will be the last regular issue for the season.

Feel free to give me a call if you have any questions.

Have a safe harvest season.

Kerry Siders

2022 Texas High Plains Cotton Harvest-Aid Guide

Murilo Maeda, Extension Specialist - Cotton, Texas A&M AgriLife Extension Service
Wayne Keeling, Systems Agronomist, Texas A&M AgriLife Research

INTRODUCTION

Cotton is cultivated as an annual crop but is inherently a deciduous perennial. As such, it is a flexible crop that responds well to both environmental and management factors. Harvest-aid chemicals are generally used to facilitate mechanical harvest of a mature crop by promoting leaf abscission, boll opening, and desiccating plants for stripper harvest. Premature application of these chemicals can result in loss of lint yield and quality; therefore, an understanding of what each chemical does, as well as the best timing for defoliation are important. This guide is not meant to be comprehensive, but rather focused on preparing cotton for stripper harvest in the Texas High Plains. Please consult the labels for detailed information. This guide *covers what, when, and how much*.

HARVEST AID TYPES (*What*)

Defoliants: herbicidal types such as Reviton (newly registered), Ginstar, Folex, Aim, ETX, Display, Sharpen, and Paraquat (at low rates) usually cause leaf injury, which signals production of ethylene (stress hormone). Increased levels of ethylene will lead to the formation of an abscission layer at the base of the leaf petiole, causing leaf drop (Fig. 1).

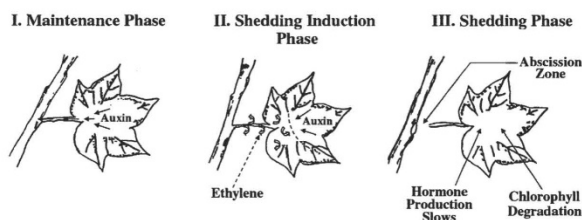


Figure 1. The three phases of the hormonal control of leaf abscission (Morgan 1984).

Defoliants and Boll Openers: hormonal-type

The information given herein is for educational purposes only. Reference to commercial products or trade names is made with the understanding that no discrimination is intended and no endorsement by Texas A&M AgriLife Extension Service or Texas A&M AgriLife Research is implied.

Extension programs serve all people regardless of socioeconomic level, race, color, sex, religion, disability, or national origin. The Texas A&M System, U.S. Department of Agriculture, and the County Commissioners Courts of Texas Cooperating.

products such as Finish 6 Pro (ethephon + cyclanilide), Ginstar and Cutout (thidiazuron + diuron), ethephon (various formulations), and thidiazuron (various formulations) create plant stress and also induce production of the stress hormone ethylene. Increased ethylene levels trigger the formation of the abscission layer at the base of the leaf petiole and in the boll walls, ultimately leading to leaf drop and boll opening.

Desiccants: have the ability to desiccate leaves and prepare the crop for stripper harvest. Gramoxone (paraquat) is an example. It destroys green tissue by disrupting photosynthesis. This process happens rapidly, and the abscission layer does not have enough time to form. When used at high rates these products can cause leaves to desiccate but remain attached to the plant (stick).

TIMING (*When*)

Timing is key. Poor defoliation timing can negatively impact lint yield and fiber quality (\$\$\$). Generally, 4 nodes above cracked boll (NACB) is safe for desiccation while 2 NACB is safe for defoliation (Fig. 2). See figure 3 for how to determine NACB. Note that harvest aid chemicals will not accelerate fiber development, and that there is no substitute to warm weather and time when it comes to fiber maturity.

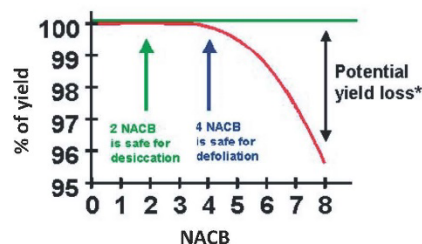


Figure 2. Potential yield loss when determining harvest aid application timing based on nodes above cracked boll (NACB). Kerby et al. 1992.




Figure 3. Determining nodes above cracked boll (NACB).

When trying to determine the appropriate timing of harvest aid application, there are several methods to assess crop readiness. The most commonly used are:

1. 40-60% open bolls
2. Nodes above cracked boll (NACB) ≤ 4
3. Knife method

Methods one and two are well correlated, with 60% open boll representing approximately 4 NACB (Fig. 4).

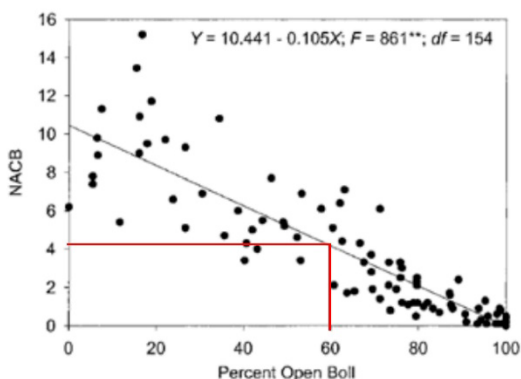


Figure 4. Nodes from uppermost first sympodial position cracked boll to the uppermost harvestable boll (NACB) vs. percent open boll. Red line indicate 60% open boll equals 4.1 NACB. Modified from Bednarz et al. 2002.

Method 3 consists of inspecting the uppermost boll you believe will contribute to yield by slicing it in a cross section. Mature bolls safe for defoliation will have a fully developed darkened

seedcoat, be absent of any “jelly” like material, and be hard to cut (Fig. 5).




Figure 5. The knife method relies on slicing a cross section of the boll to determine maturity. Note the darkened seedcoat on the mature boll.

After applying harvest aids, it may take 7-14 days for the full effect, depending on weather conditions. Usually, defoliants and desiccants will take approximately 7 days, with hormonal products containing active ingredients such as ethephon and thidiazuron taking longer.

EXPECTATIONS & RATES (*How Much*)

Expected Harvest Aid Activity						
Expected Activity on →			Juvenile Growth	Mature Leaves	Re-Growth Suppression	Boll Opening
Using Active Ingredient ↓	Trade Names ¹	Common Use Rate (oz/A) ²				
Ethephon	BollBuster, Ethephon 6, Prep, Super Boll, Boll'd	32	Poor	Fair	Poor	Good
Ethephon + Cyclanilide	Finish 6 Pro	32	Poor	Good	Fair	Good
Ethephon + Urea Sulfate	First Pick, Cotton Quick	50 - 60	Poor	Good	Fair	Good
Thidiazuron + Diuron	Ginstar, Cutout, Adios, Dropp Ultra	6.0 - 8.0	Good	Good	Good	None
Thidiazuron	Thidiazuron SC, Dropp, FreeFall, Daze	5.0 - 6.0	Good	Good	Good	None
Tribufos	Folex, Def	12 - 16	Fair	Good	Poor	None
Carfentrazone	Aim	2.0	Good	Good	Poor	None
Pyraflufen Ethyl	ETX	1.25	Good	Good	Poor	None
Carfentrazone-Ethyl + Fluthiacet-Methyl	Display	1.5 - 2.0	Good	Good	Poor	None
Saflufenacil	Sharpen	0.75 - 1.0	Good	Good	Poor	None
Tiafenacil	Reviton	1.0 - 3.0	Good	Good	Poor	None
Paraquat³	Gramoxone, Firestorm, Parazone	8 - 32 (2lb) 6 - 24 (3lb)	Poor	Fair	Poor	Fair

¹ List is not comprehensive. Mention/omission does not imply endorsement/discrimination.

² Make sure to check and follow labels for restrictions, appropriate tank-mix partners, and need for adjuvants.

³ Lower paraquat rates can initiate defoliation; use higher rates for desiccation.

The information given herein is for educational purposes only. Reference to commercial products or trade names is made with the understanding that no discrimination is intended and no endorsement by Texas A&M AgriLife Extension Service or Texas A&M AgriLife Research is implied.

Extension programs serve all people regardless of socioeconomic level, race, color, sex, religion, disability, or national origin. The Texas A&M System, U.S. Department of Agriculture, and the County Commissioners Courts of Texas Cooperating.

THINGS TO CONSIDER

- Delaying harvest aid application can increase weathering losses
- Harvest aid chemicals are not very mobile (good coverage is important)
- When determining maturity, avoid relying on a single method
- Cooler weather reduces plant metabolism and harvest aid activity (higher rates may be required)
- For most irrigated cotton a two-shot program is required (boll opener + defoliant followed by a desiccant 7-10 days later)
- Match harvest aid application to harvesting capacity
- High rates of defoliants or desiccants, especially in warm weather can cause leaves to “stick”
- Avoid excessive late season fertilization and irrigation
- Drought stressed cotton is more difficult to defoliate
- Desiccants will interrupt development of immature bolls
- Remember restrictions on planting small grains following harvest aid application (thidiazuron, thidiazuron + diuron, ethephon, and ethephon + cyclanilide)

REFERENCES

- Bednarz, C.W., W.D. Shurley, and W.S. Anthony. 2002. Losses in yield, quality, and profitability of cotton from improper harvest timing. *Agron. J.* 94:1004–1011.
- Kerby, T.A., J. Supak, J.C. Banks, and C. Snipes. 1992. Timing defoliation using nodes above cracked boll. In D.J. Herber and D.A. Richter (Eds.) *Proceedings of the Beltwide Cotton Conference*. Nashville, TN. 6-10 Jan. 1992. National Cotton Council of America, Memphis, TN.
- Morgan, P. W. 1984. Is ethylene the natural regulator of abscission? In Y. Fuchs, & E. Chaultz (Eds.), *Ethylene: Biochemical, physiological, and applied aspects* (pp. 231-240).

The information given herein is for educational purposes only. Reference to commercial products or trade names is made with the understanding that no discrimination is intended and no endorsement by Texas A&M AgriLife Extension Service or Texas A&M AgriLife Research is implied.

Extension programs serve all people regardless of socioeconomic level, race, color, sex, religion, disability, or national origin. The Texas A&M System, U.S. Department of Agriculture, and the County Commissioners Courts of Texas Cooperating.

Table 1. Results of cotton harvest-aid treatments at Henry Wieler Farm, Arnett, Texas, 2021.

Treatment	Approximate Cost of Products	Green Leaf %		Dessicated Leaf %		Defoliated Leaf %		Open Boll %		Re-growth	
		7 DAT	14 DAT	7 DAT	14 DAT	7 DAT	14 DAT	7 DAT	14 DAT	7 DAT	14 DAT
Folex 16 oz + Prep 32 oz + NIS 1/2%	\$18.50	15	0	5	0	80	100	97	100	0	0
Ginstar 7 oz + Prep 32 oz + NIS 1/2%	\$14.60	30	1	1	0	69	99	98	100	0	0
ETX 1.25 oz + Prep 32 oz + COC 1%	\$15.70	8	3	3	0	89	100	99	100	0	0
Display 1.5 oz + Prep 32 oz + COC 1%	\$19.00	8	8	8	0	84	99	99	100	0	0
Sharpen 1 oz + Prep 32 oz + MSO 1% + UAMS 1.5%	\$21.50	12	5	5	0	83	99	98	100	0	0
Aim 2 oz + Prep 32 oz + COC 1%	\$18.50	15	2	2	0	83	97	97	100	0	0
Finish 32 oz + NIS 1/2%	\$21.50	21	1	1	0	78	99	99	100	0	0
Gramoxone 20 oz + Prep 32 oz + NIS 1/2%	\$11.40	2	4	4	0	94	99	99	100	1	1
Check	\$0.00	72	0	0	51	28	49	80	92	0	0

DAT = Days after treatment on October 11, 2021.

20 gal/acre,

3 nodes above cracked boll, 22% natural defoliation; 4 pm, 77 degrees F.

COC=Crop Oil Concentrate; MSO=Methylated Seed Oil

NIS=90% Non-ionic Surfactant; UAMS=Urea Ammonia Sulfate

Regrowth (0-4) 0=none 4=not harvestable due to regrowth

For more information contact: Kerry Siders, Extension Agent - IPM, 806 638-5635, k-siders@tamu.edu or Wes Utley, CEA-Ag, 806 894-3159, wes.utley@ag.tamu.edu



West Plains IPM Update is a publication of the Texas A&M AgriLife Extension Service IPM Program in Hockley, Cochran, and Lamb Counties.

Editor: Kerry Siders, Extension Agent-IPM

Contact information:

1212 Houston St., Suite 2 Levelland, TX 79336

(806) 894-3150 (office),

638-5635 (mobile)

ksiders@tamu.edu (E-mail)



Partners with Nature

Educational programs of the Texas A&M AgriLife Extension Service are open to all people without regard to race, color, religion, sex, national origin, age, disability, genetic information, or veteran status. The information given herein is for educational purposes only. References to commercial products or trade names is made with the understanding that no discrimination is intended and no endorsement by Texas A&M AgriLife Extension is implied.

The Texas A&M System, U.S. Department of Agriculture, and the Commissioners Courts of Texas Cooperating